


# Monterey Bay Region COVID-19 Impact

## Unemployment Has Spiked Throughout the Region

Monterey Bay Region Unemployment Claims

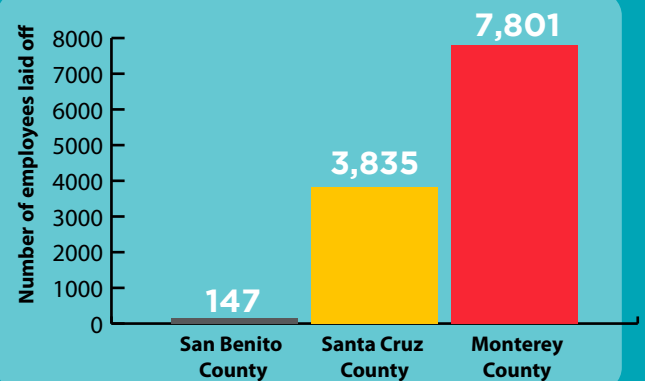


|                   | June 2019 | June 2020 |
|-------------------|-----------|-----------|
| San Benito County | 4.8%      | 13.8%     |
| Santa Cruz County | 4.2%      | 13.0%     |
| Monterey County   | 4.8%      | 14.4%     |

## WARN Notices by County

(Worker Adjustment and Retraining Notification)

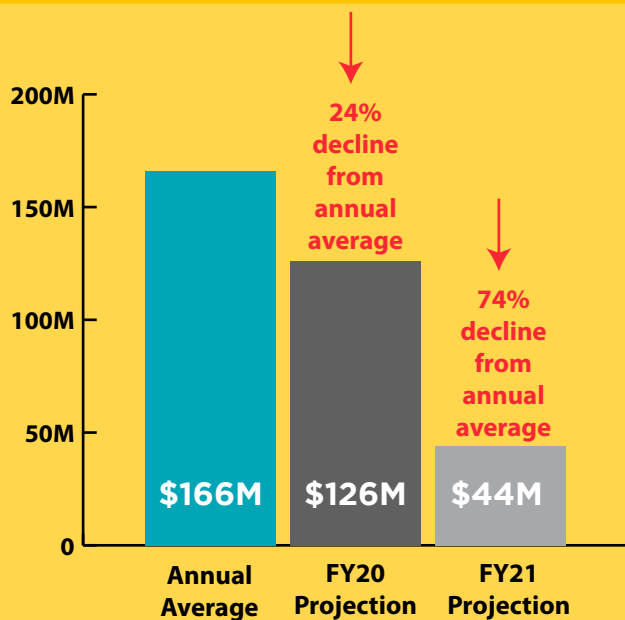
State law requires all companies with 75 or more workers to give notice of layoffs or closures. The following numbers are based on number of employees laid off and reflect all the notices received by state officials through June 1, 2020.



Source for figures in above quadrants: California Employment Development Department. [www.labormarketinfo.edd.ca.gov/](http://www.labormarketinfo.edd.ca.gov/)

## Projected Sales & Total Occupancy Tax

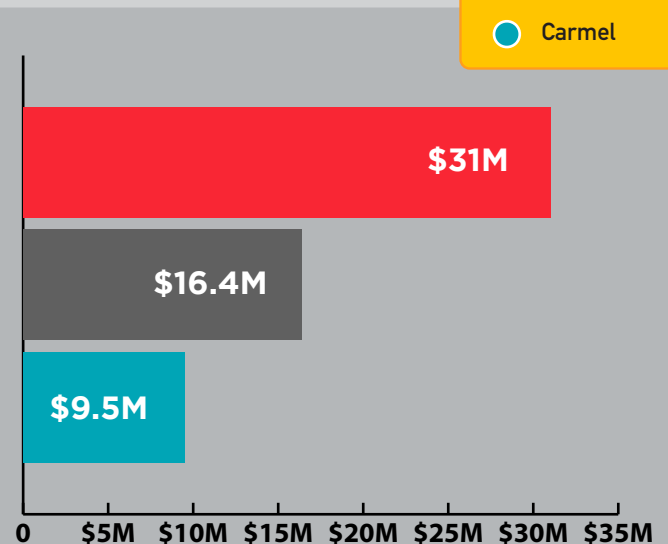
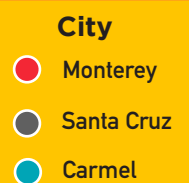
Monterey Bay Region Cities



Source: Monterey Bay Area Cities, Letter to Governor of California. May 4, 2020. [https://monterey.org/Portals/0/News/Covid19/CM\\_Letter\\_FINAL.pdf](https://monterey.org/Portals/0/News/Covid19/CM_Letter_FINAL.pdf)

## Projected Budget Deficits

Two year budget deficit projections including fiscal years ending in 2020 and 2021



Source: Budget update presentations from Monterey City, Santa Cruz City, Carmel-by-the-Sea City