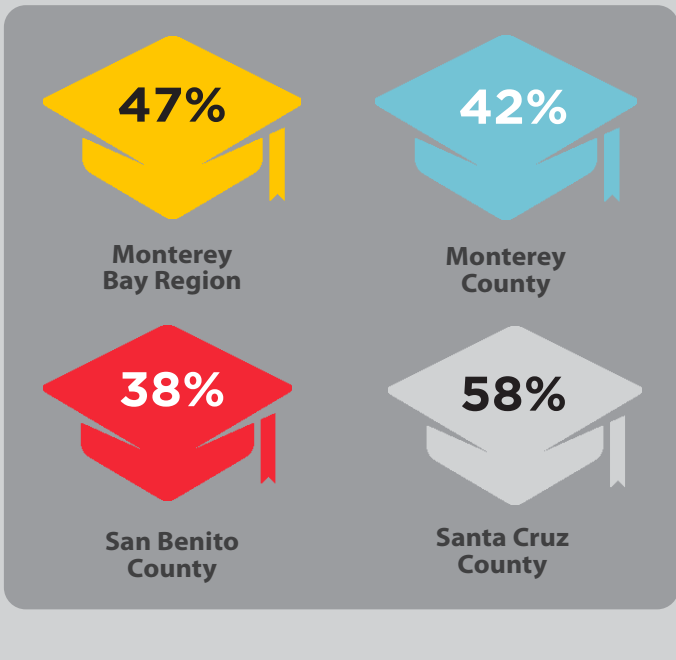


Monterey Bay Region Higher Education



High School Grads Meeting UC-CSU Requirements

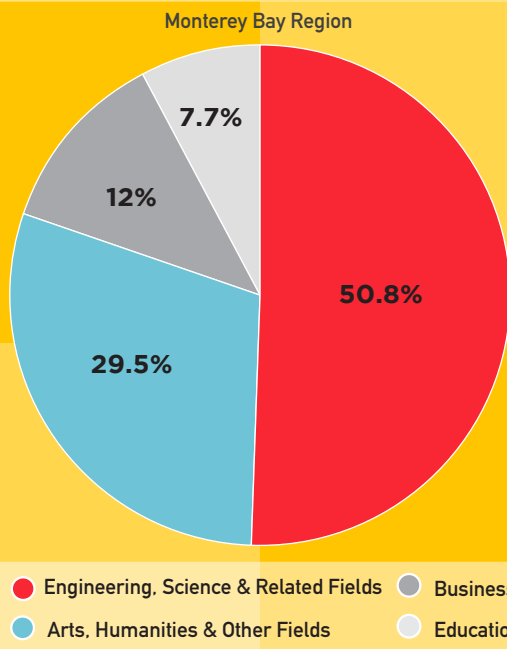


Highest Education Attainment

	Monterey County	San Benito County	Santa Cruz County
Graduate/Professional	9.7%	6.1%	16.4%
Bachelor's	14.7%	13.6%	23.7%
Associate's	8.1%	9.7%	8.9%
Some College/No Degree	18.2%	25.7%	21.7%
High School Graduate*	20.4%	24.8%	15.8%
9th-12th Grade No Diploma	9.2%	6.2%	4.5%
Less than 9th Grade	19.5%	13.9%	9.1%

Figures as of 2018


Total Fields of Bachelor Degrees



Population 25 years and over with a Bachelor's degree or higher


Top Bachelor Degrees

1. Business (12%)
2. Social Sciences (12%)
3. Agricultural & Environmental Sciences (9%)
4. Education (8%)
5. Science & Engineering (8%)



Figures as of 2018

Undergraduate Enrollment



Figures as of Fall 2019

Monterey Bay Region Workforce



Overall Workforce

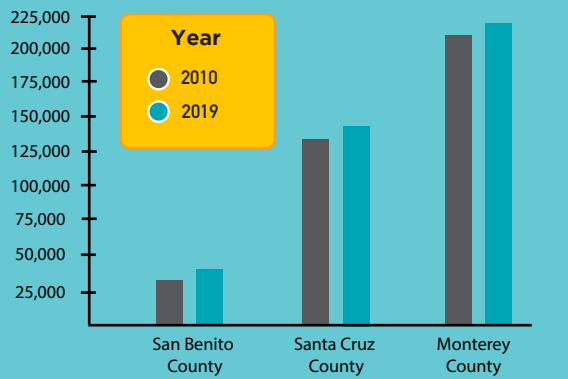
Monterey Bay Region

2010:

385,400

2019:

396,200



Unemployment is Down Throughout the Region

Monterey Bay Region

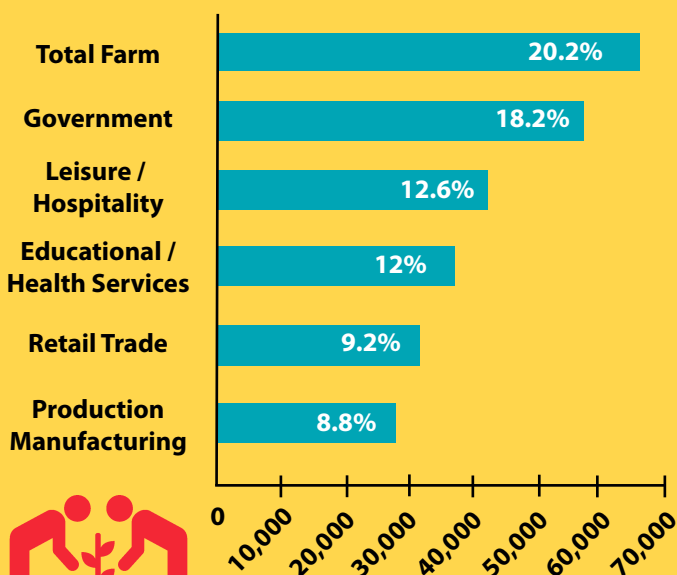
2010
13.1%

2019
5.6%

	2010	2019
San Benito County	15.1%	5.1%
Santa Cruz County	13.3%	4.8%
Monterey County	12.7%	6.2%

Employment by Industry

Monterey Bay Region



Figures as of 2018

Projections by Industry

Ten Year Growth Projections for the period of 2016 - 2026

